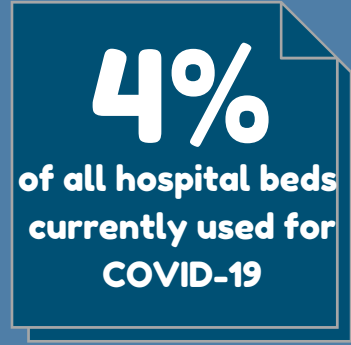


COVID-19 Weekly Report

8/8/2020 to 8/14/2020

Dashboard Link: stclaircounty.org/offices/health/COVID19.aspx

Weekly Numbers:



Overall Numbers:



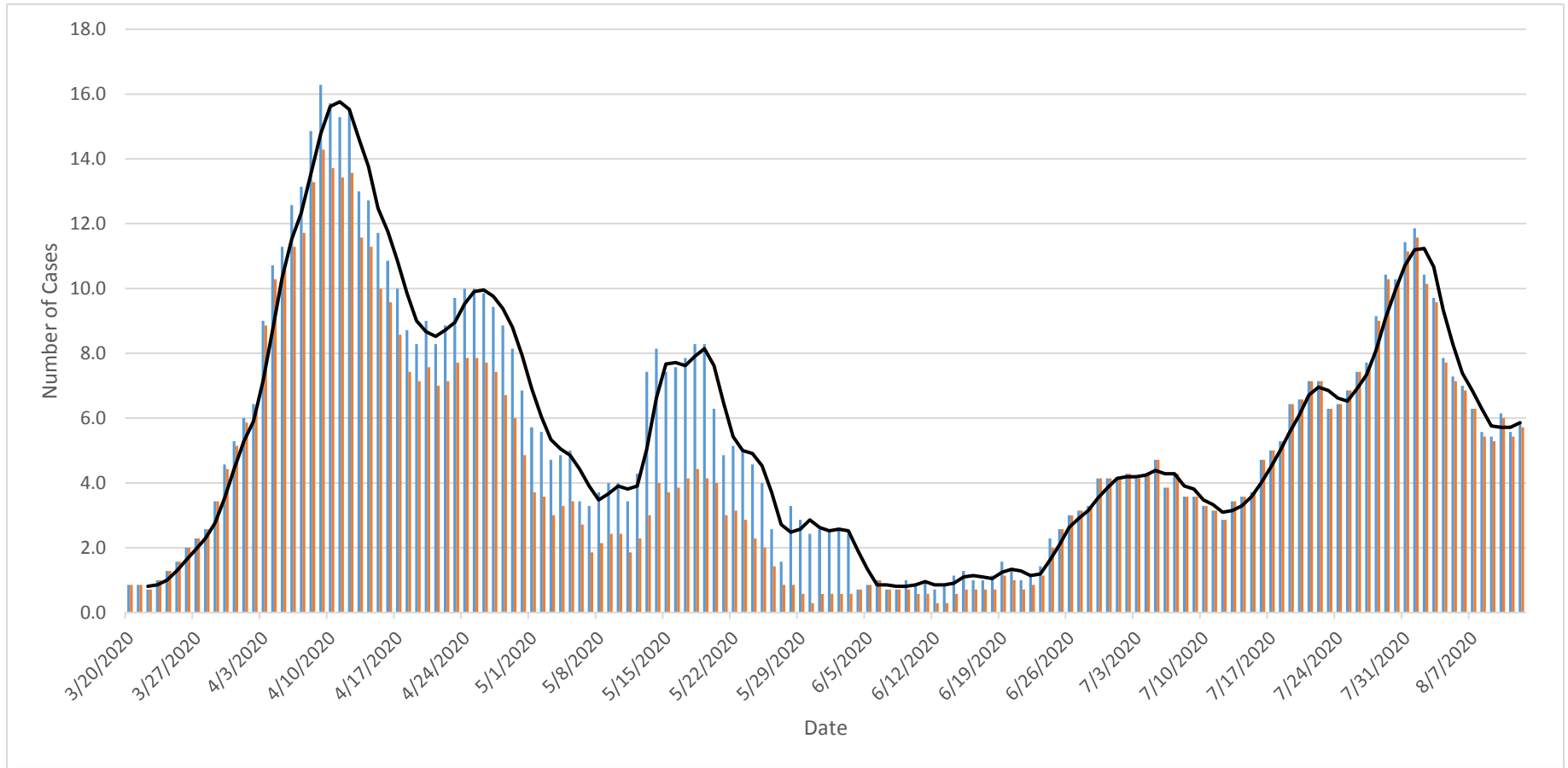
*The number of tests and positive tests include individuals that have been tested multiple times and includes out-of-county residents that are tested with-in St. Clair County.

This report is provisional and subject to change. As public health investigations of individual cases continue, there will be corrections to the status and details of referred cases that result in changes to this report. Weekly totals and averages only include changes for the reported week. Total cases to date for hospitalizations, deaths and recovered can be double counted (e.g. a person that has recovered and was hospitalized will count for both totals).

Total Cases: The total number of probable and confirmed cases following CDC guidelines investigated by St. Clair County Health Department. Currently, Michigan reports only on confirmed cases, but will be reporting on probable and confirmed in the near future. To see a breakdown of cases by age please see the Dashboard at the link above.

St. Clair County COVID-19 Data:

7-Day Average of New Cases*

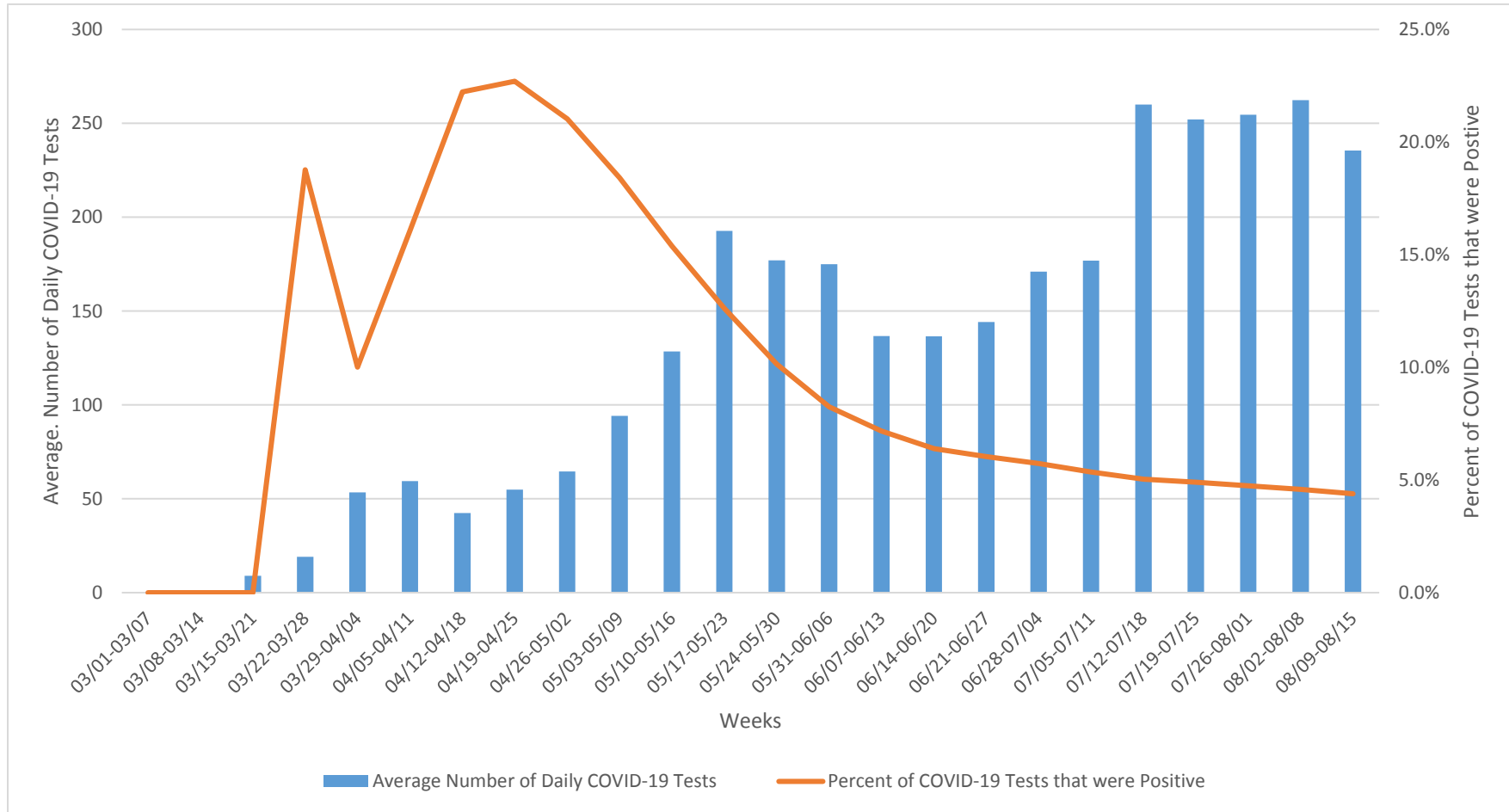


This report displays the running 7-day average number of new Covid-19 cases, both confirmed and probable cases. For each date a 7-day average of all cases is displayed along with a 7-day average of all cases excluding long term care facilities and the jail.

*This report is provisional and subject to change. As public health investigations of individual cases continue, there will be corrections to the status and details of referred cases that result in changes to this report. Information based on Referral Dates.

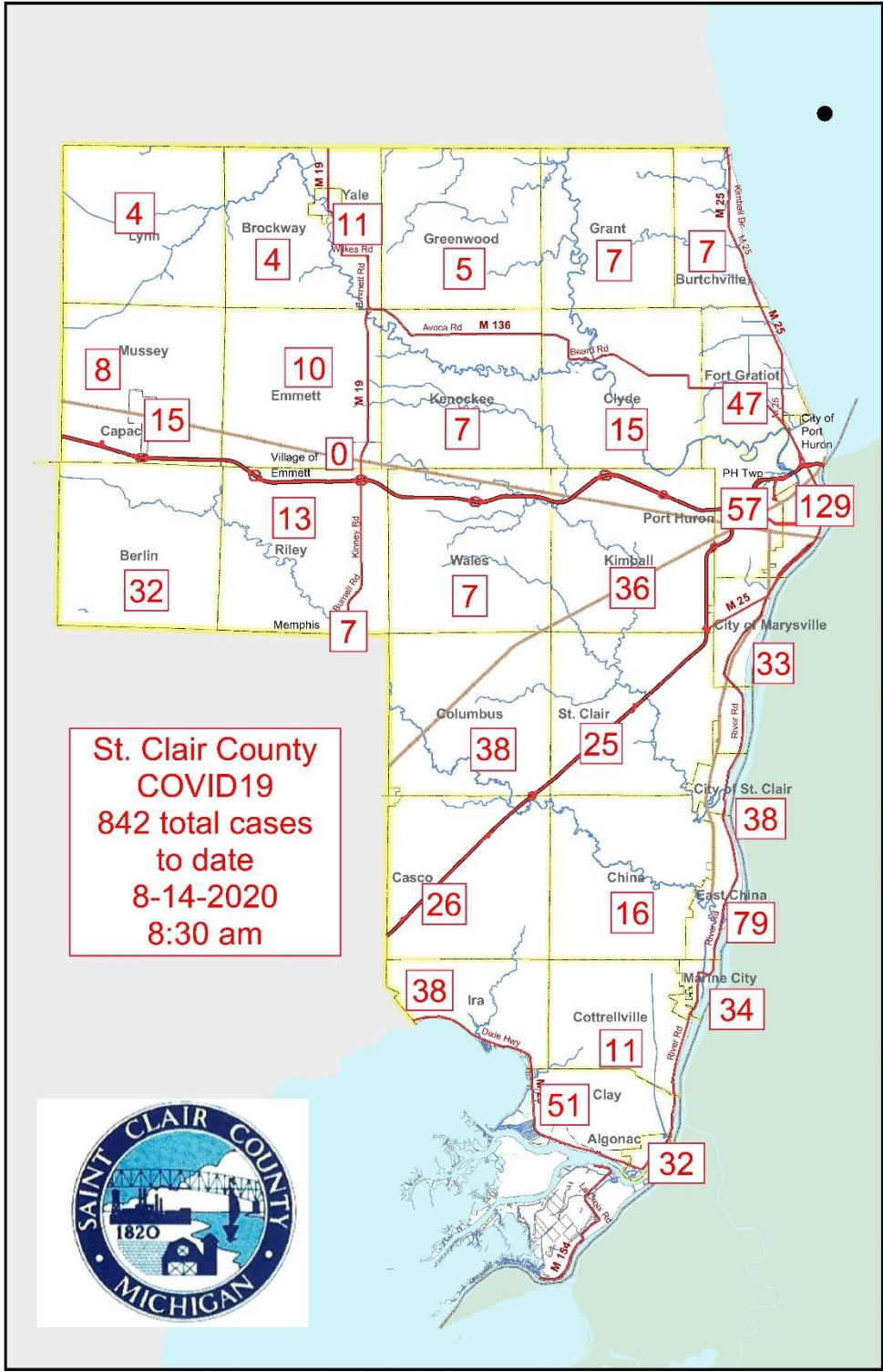
St. Clair County COVID-19 Data:

Average Number of Daily COVID-19 Tests per Week & Percent of Positive COVID-19 Tests*



This report displays the average number of COVID-19 tests per day for each week listed in the report. The average number of COVID-19 tests per day per week is represented by the blue bar for each week. This report displays the percent of cumulative COVID-19 tests that were positive each week and this metric is displayed as an orange line. The data displayed in this report includes only tests that were conducted in St. Clair County, MI.

*This report is provisional and subject to change. As public health investigations of individual cases continue, there will be corrections to the status and details of referred cases that result in changes to this report. Information based on Referral Dates.



This report displays the total number of probable and confirmed cases investigated by St. Clair County Health Department. Cases are reported by home address. For example, if an individual was exposed at work they would be counted by their home address, not their work address. In cases of long term care facilities, the facility address would be used for individuals that were residents for a period of time before developing symptoms or testing positive for the virus.

● This report is provisional and subject to change. As public health investigations of individual cases continue, there will be corrections to the status and details of referred cases that result in changes to this report.